

Important Information

- We suggest spending a short time reading through this leaflet then please follow the simple step-by-step instruction.
- Carefully check that you have all the parts as listed in the contents list below before beginning assembly.
- Keep fittings out of children's reach and keep children well away from construction area.
- We suggest you retain these instructions for future reference.


Care Instructions

- Avoid exposing the furniture to excessive heat or direct sunlight as this can damage the fabric and cause deterioration of the colour.
- Periodically check & re-tighten any fastening.
- Periodically dust lightly with a clean soft cloth.
- Do not use silicone based furniture polish.
- Any spills should be removed immediately with a damp cloth.
- Take care when moving the furniture and never drag the pieces across the floor as this will cause damage to the joints and legs.
- Never use the sofa as a bed without first opening the extending legs located at the rear of the back rest. See steps 3/4
- Do not dispose of the packaging until contents have been fully checked.
- Original packaging should be used in the event of returning an item.
- Please make a note of the P.O. number and quote in all correspondence. (This can be found on the outer packaging.)


STK721501
STK721502
STK721504

3 SEATER CASSIA SOFA BED

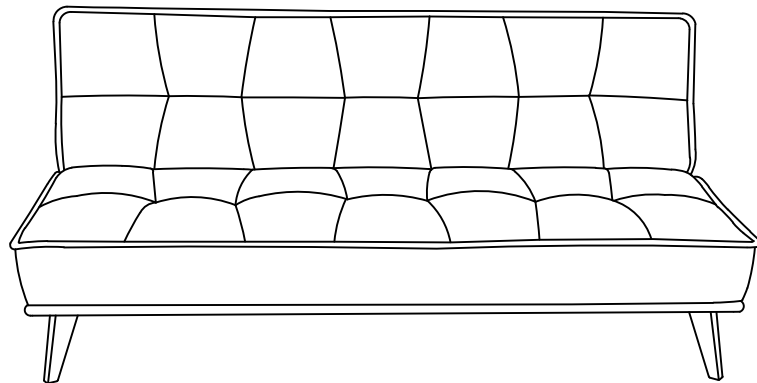
ASSEMBLY INSTRUCTIONS



Minimum Two
Persons Assembly



Approximate
Assembly Time



IMPORTANT-READ CAREFULLY-RETAIN FOR FUTURE REFERENCE

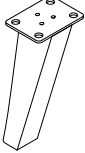


- All fastenings should be tightened and care should be taken that no fittings are loose.
- This sofa bed conforms to BS5852 and BS EN 12520 Strength Durability&Stability Which incorporates BS EN1725.

GENERAL CARE

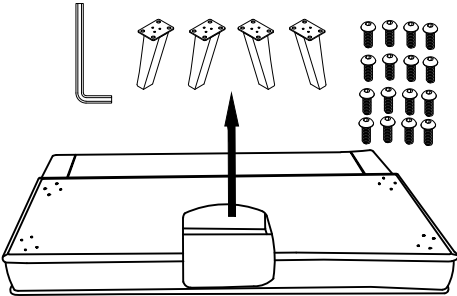
- Avoid exposing your furniture to direct and prolonged periods of Sunlight as Fading may Result.
- Avoid Leaving Sharp Items (Keys Etc.) In Pockets that may Cause Damage To The Fabric .
- Please Check All Screws or Bolts Periodically to Ensure nothing has become loose in use.

bensons for beds

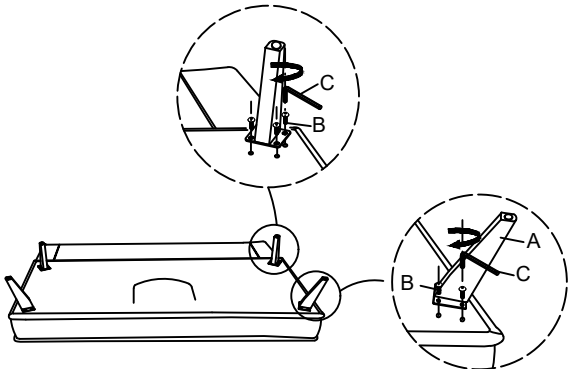
3 SEATER CASSIA SOFA BED

- Legs**
A  4 pcs
- M6*20 Screws**
B  16 pcs
- Allen Key**
C  1 pc

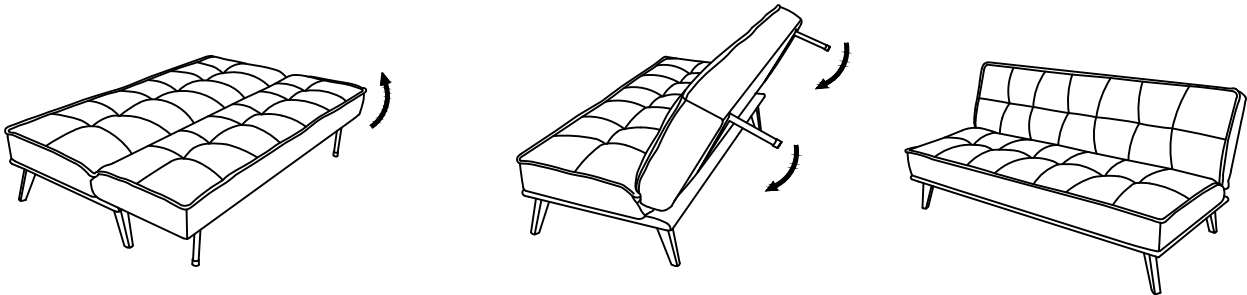
Step1



Step2



Step3



Step4

